

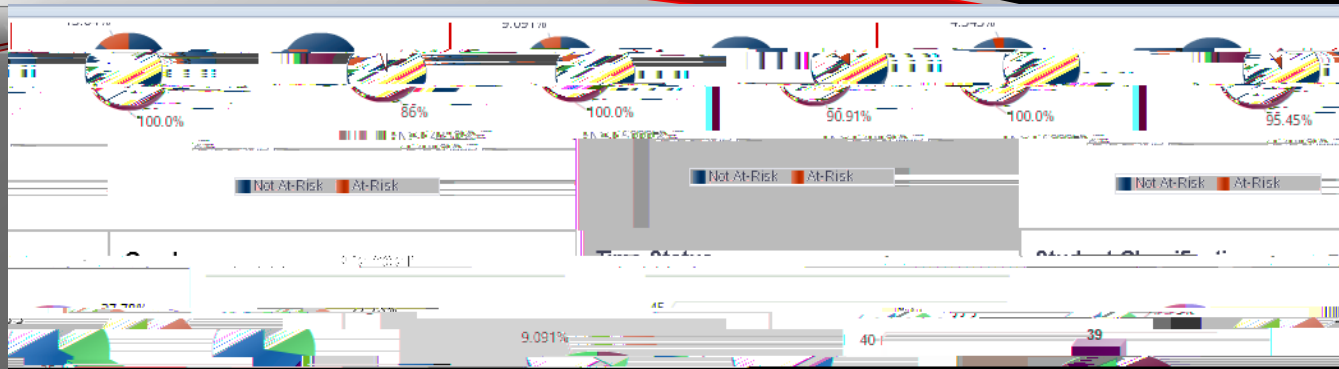




06 MAY 2004 02:12 PM









**Summer 2013 Dept of Soc/Ant/Crm**

TERM	DEPARTMENT	SUB I	CRSE NUMB	INCOME	COST	REVENUE
Summer 2013	Dept of Soc/Ant/Crm		ANTH 1100	\$13,394.00	\$10,107.01	
Summer 2013	Dept of Soc/Ant/Crm		ANTH 1300	\$6,162.00	\$8,872.02	
Summer 2013	Dept of Soc/Ant/Crm		ANTH 1900	\$1,370.00		
\$474.00	\$7,611.05	<del>\$7,137.05</del>	Summer 2013	Dept of Soc/Ant/Crm	GRJU 2200	
\$474.00	\$8,757.97	<del>\$8,283.97</del>	Summer 2013	Dept of Soc/Ant/Crm	GRJU 3401	
\$1,910.89						
\$10,566.80	Summer 2013	Dept of Soc/Ant/Crm	GRJU 3700	\$474.00	\$11,040.80	
\$3,509.37	Summer 2013	Dept of Soc/Ant/Crm	GRJU 4010	\$12,324.00	\$8,814.63	
\$6,490.00	Summer 2013	Dept of Soc/Ant/Crm	GRJU 4400	\$6,490.00	\$7,944.05	









## History+

DEPARTMENT	SUB I	CRSE NIIMR	INCOME	COST	REVENUE
[REDACTED]					



- 
- Student Portal
    - Targeted supplemental instruction materials displayed as ads
    - Student employment opportunities based on financial analytics
  - Oracle Endeca Information Discovery
    - D2L Predictive Analytics
    - Combine quantitative and qualitative data
    - Incorporate social media and survey data
    - Enhance research and grant opportunities



