

Introduction

This document has been revised to provide a visual summary of the perceptions of VSU alumni one year and five years after graduation. Responses were received from one hundred eleven one-year out alumni who graduated during the 2004 fiscal year and ninety-four five-year out alumni who graduated during the 2000 fiscal year.

This is the second year of web-based survey administration. Three hundred thirty-two valid e-mail addresses were provided by the VSU Alumni Office for 2004 alumni and two hundred seventy-six for the 2000 alumni. The paper survey used in previous years asked alumni to repond to ninety questions. The web survey, revised with the assistance of the VSU Alumni Association, eliminated over fifty questions, leaving a total of forty-four.

E-mail invitations to participate in the survey were sent to eligible alumni in October 2005. Two follow-up invitations were sent at later intervals, and responses were collected through the end of December 2005. Return rates increased this year, with thirty-three percent of one-year out alumni and thirty-four percent of five-year out alumni responding. It is anticipated that these results will be used by colleges and departments as one indicator of the effectiveness of the University's programs and services.

Angela Henderson, Institutional Research Analyst, designed the survey, coordinated the collection of data, and analyzed the results. The report was prepared by Linda Gooden, Research Associate, with the assistance of Dawn Wood and Rebecca Reynolds, Graduate Assistants.

Special appreciation is extended to Karen Johnson in the VSU Alumni Office who furnished the email addresses for this study.

We invite you to explore the results shown on the following pages and welcome your comments.

Dr. Ruth Salter, Director
Data Integration and Analysis

Table of Contents

Description of Responding Alumni4

 Background Characteristics4

 Graduate Studies7

 Employment.....9

 Annual Salary History.....13

 Alumni Relations14


Alumni Ratings of Their Academic Experiences in the Major Field of Study16

Alumni Satisfaction with Overall Quality of Education at VSU17

Summary Highlights from VSU Alumni19


Background Characteristics

Age of Respondents

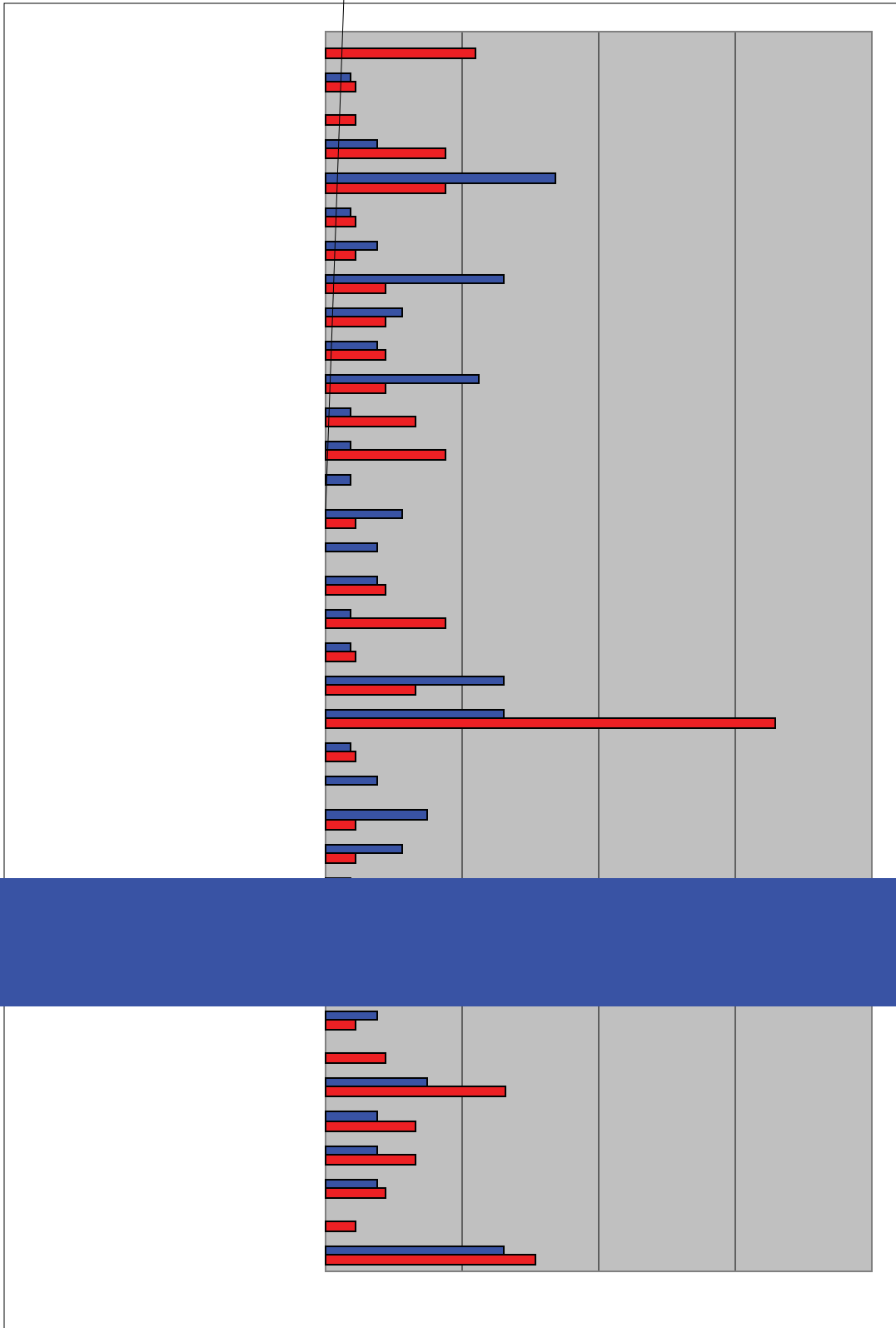


Gender

Current State of Residence

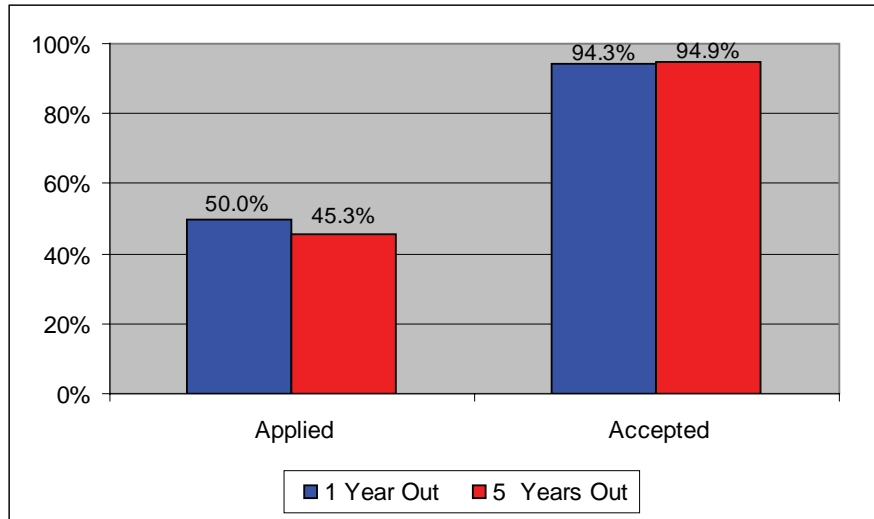


Major Field of Study at VSU



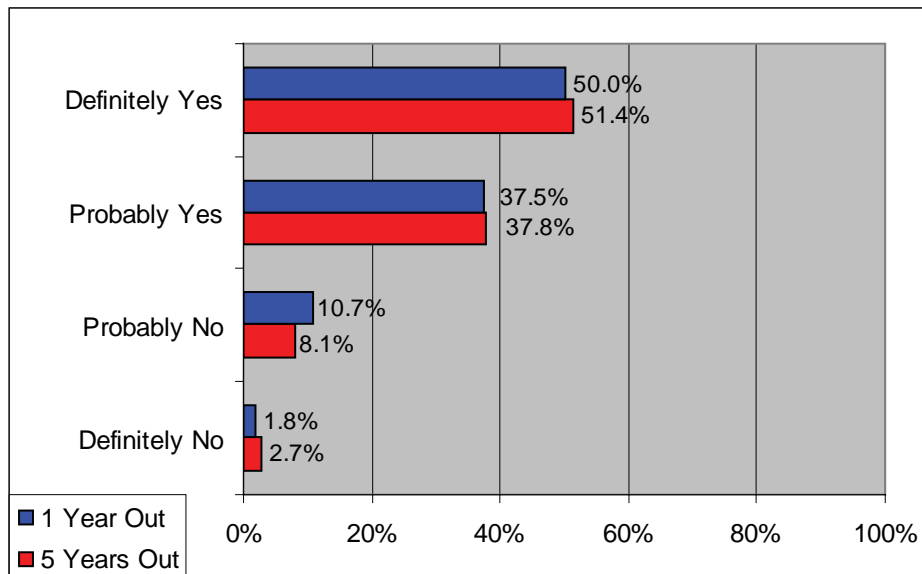
Graduate Studies

Applied to graduate school and Accepted to graduate school



- 53 one-year out and 39 five-years out alumni applied to graduate school.
- Of those who applied, 50 one-year out and 37 five-years out alumni were accepted to graduate school.

Were the courses in your major at VSU helpful in gaining admission to graduate or professional school?



- 49 one-year out and 33 five-years out alumni said their major courses were probably or definitely helpful in gaining admission to graduate or professional school.



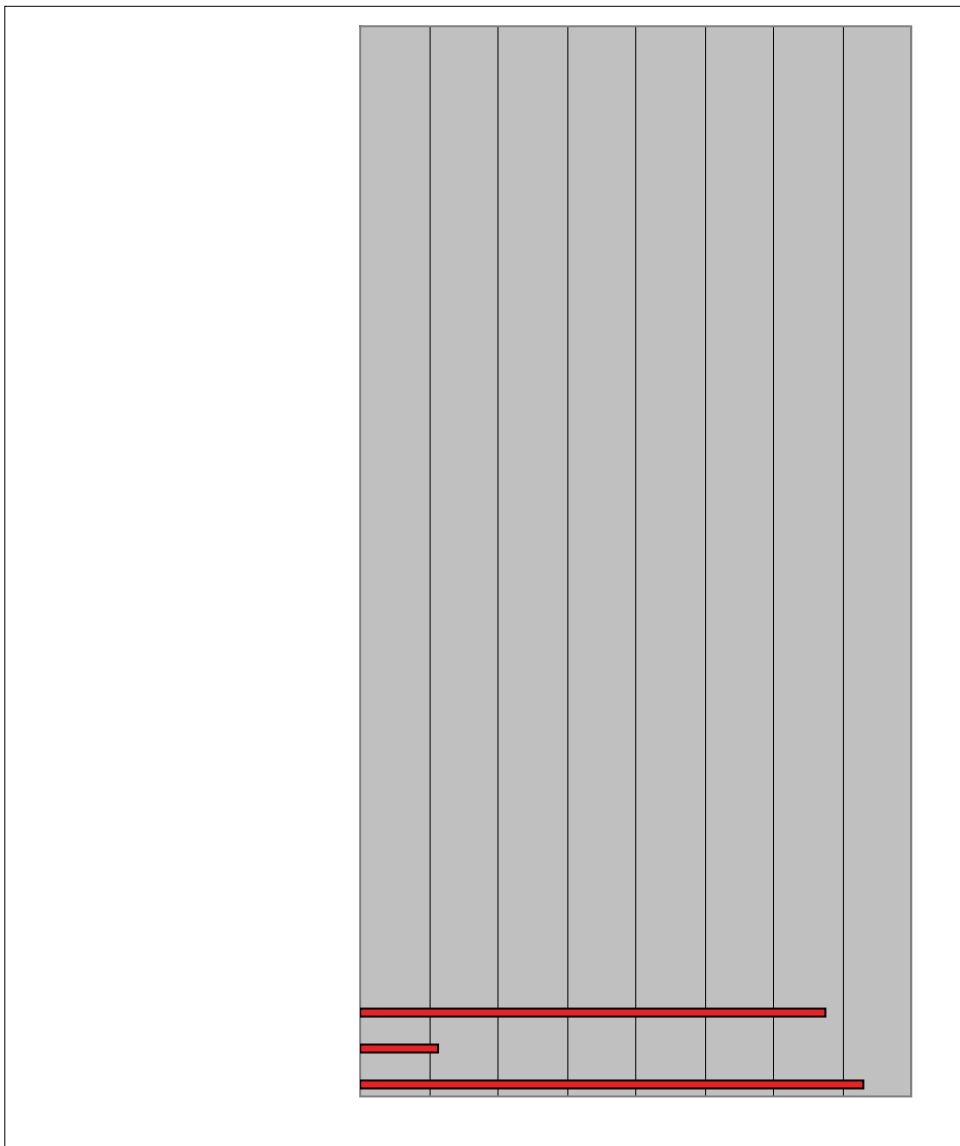
Since graduating from VSU, which statement best describes your employment?





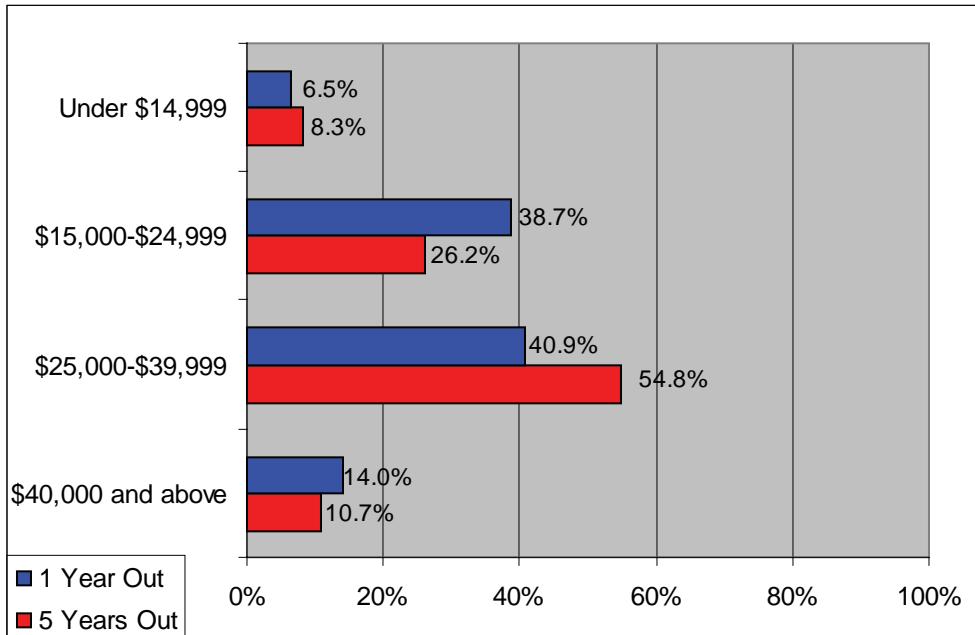
To what extent is/was your first job related to your major? ~~21%~~ ~~54%~~ ~~25%~~

Occupational area of first job?



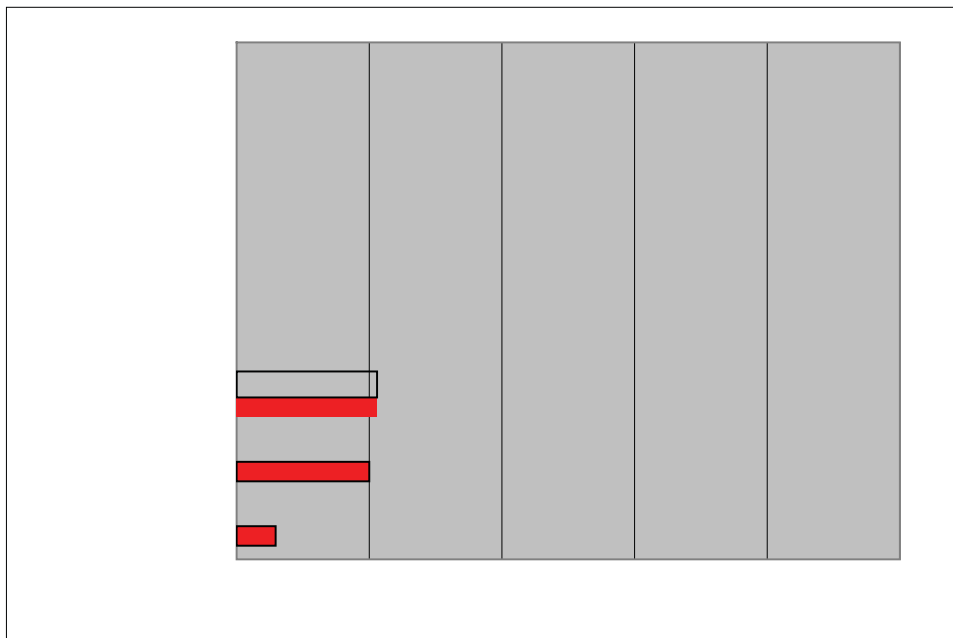
Annual Salary History

What was your annual salary range when you began your first job?

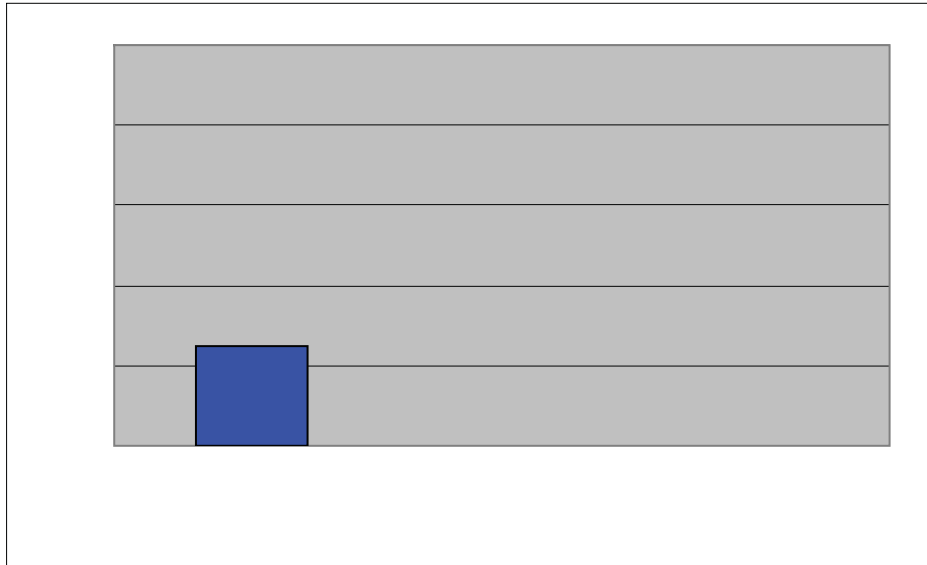


- 38 one-year out and 46 five-years out alumni were earning between \$25,000 and \$39,999 annually at their first job.

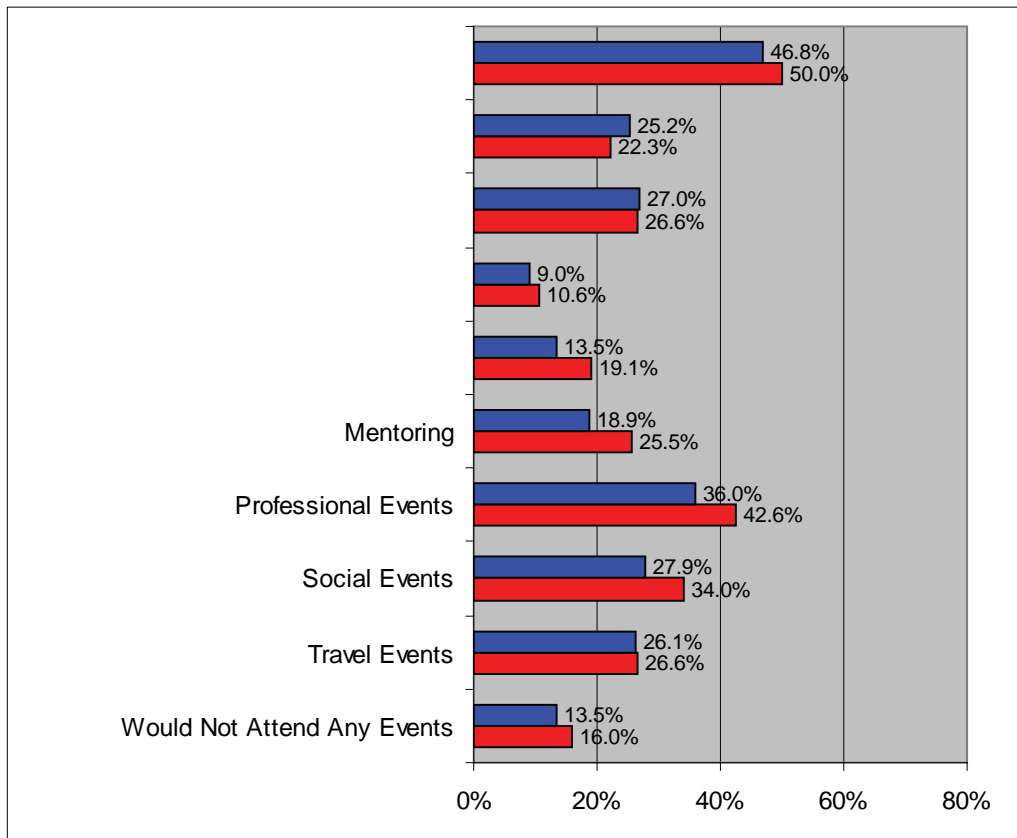
If you are currently working, what is your annual salary range?



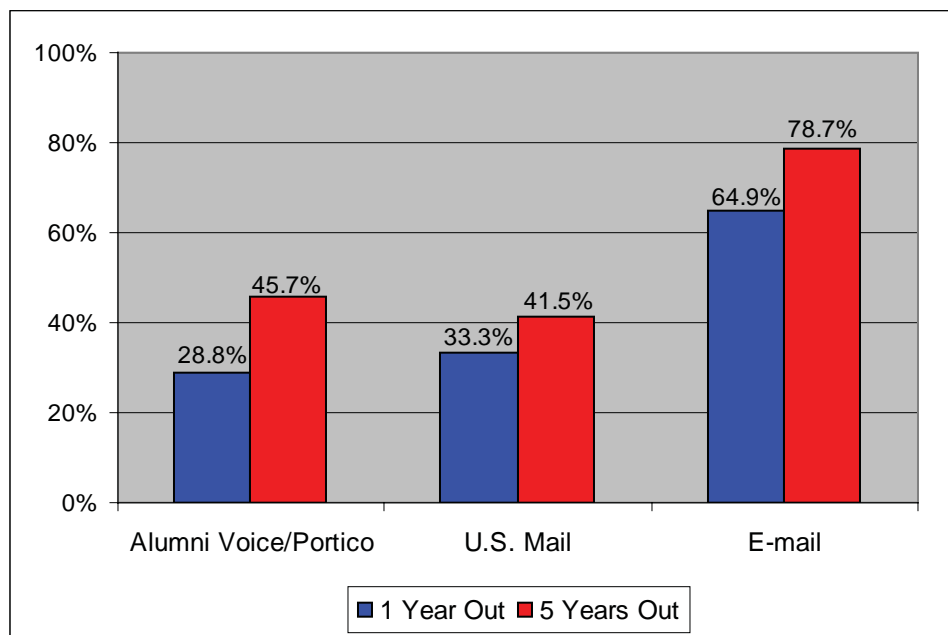
- 37 one-year out and 35 five-years out alumni are currently earning between \$25,000 and \$39,999 annually.
- 46 one-year out and 40 five-years out alumni are currently earning \$40,000 or more annually.



Interested in attending the following alumni events:



Would prefer to learn about upcoming alumni services, programs, or events via:

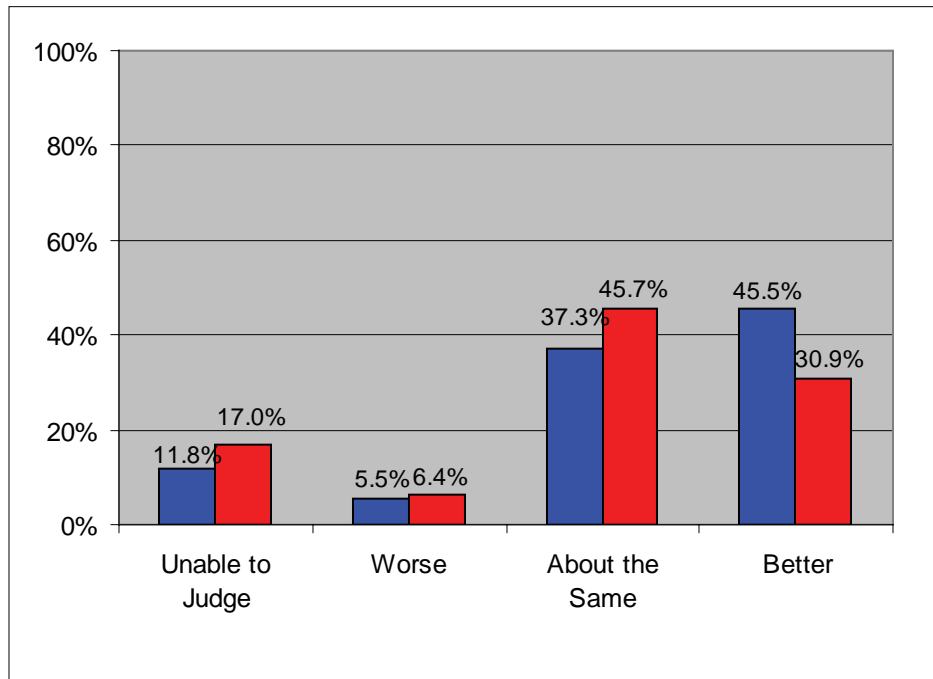


Alumni Rating of Academic Experiences in Major Field of Study - 1 year out

	n	Mean	Std. Deviation	Excellent	Good	Fair	Poor
1. Quality of VSU Catalog	106	3.29	0.66	40.6%	48.1%	11.3%	0.0%
2. Quality of Career Planning	66	2.73	0.95	21.2%	43.9%	21.2%	13.6%
3. Quality of Job Placement	52	2.35	0.99	9.6%	42.3%	21.2%	26.9%
4. Quality of Veterans' Services	16	3.00	0.82	25.0%	56.3%	12.5%	6.3%
5. Quality of Public Safety	94	2.86	0.76	19.1%	51.1%	26.6%	3.2%
6. Quality of Bookstore	109	2.99	0.78	25.7%	51.4%	19.3%	3.7%
7. Quality of Registrar's Office	109	3.19	0.67	32.1%	56.9%	9.2%	1.8%

Alumni Satisfaction with Overall Quality of Education at VSU

How would you perceive the quality of education provided by VSU compared with that of other universities/colleges?



**Summary Highlights
VSU Alumni One-Year and Five-Years Out**

The three Services/Facilities with the highest quality of service rating were:

One-Year Out (2004)

- VSU Catalog
- Bookstore
- Registrar's Office

Five-Years Out (2000)

- VSU Catalog
- Bookstore
- Alumni Office

Annual Salary for First Job:

One-Year Out (2004)

- 14.0% earned \$40,000 and above
- 40.9% earned \$25,000 - \$39,999
- 38.7% earned \$15,000 - \$24,999

Five-Years Out (2000)

- 10.7% earned \$40,000 and above
- 54.8% earned \$25,000 - \$39,999
- 26.2% earned \$15,000 - \$24,999

Relationship of First Job to Major:

One-Year Out (2004)

- 53.4% felt their first job was directly related
- 24.3% felt their first job was somewhat related
- 22.3% felt their first job was not related

Five-Years Out (2000)

- 48.9% felt their first job was directly related
- 30.0% felt their first job was somewhat related
- 21.1% felt their first job was not related

Annual Salary for Current Job:

One-Year Out (2004)

- 25.5% earn \$50,000 and above
- 19.6% earn \$40,000 - \$49,999
- 36.3% earn \$25,000 - \$39,999

Five-Years Out (2000)

- 25.9% earn \$50,000 and above
- 21.2% earn \$40,000 - \$49,999
- 41.2% earn \$25,000 - \$39,999

Satisfaction with VSU was indicated by:

One-Year Out (2004)

- 89.1% would choose to attend VSU again
- 94.6% would recommend VSU to others
- 82.8% said the quality of education at VSU was the same or better than at other universities

Five-Years Out (2000)

- 90.4% would choose to attend VSU again
- 96.8% would recommend VSU to others
- 76.6% said the quality of education at VSU was the same or better than at other universities