

ALUMNI PERCEPTIONS OF
THEIR EXPERIENCES
AT VALDOSTA STATE UNIVERSITY

GRADUATES OF 2001 AND 2005

Strategic Research & Analysis
Valdosta State University
July 2006

This document has been revised to provide a visual summary of the perceptions of VSU alumni one year and five years after graduation. Responses were received from one hundred five one-year out alumni who graduated during the 2005 calendar year and ninety-two five year out alumni who graduated during the 2001 calendar year.

This is the third year of web-based survey administration. Six hundred fifteen valid e-mail addresses were provided by the VSU Alumni Office for alumni. The paper survey used in previous years asked alumni to respond to over ninety questions. The web survey, revised with the assistance of the VSU Alumni Association, eliminated over fifty questions, leaving a total of forty-four.

E-mail invitations to participate in the survey were sent to eligible alumni in February 2006. Two follow-up invitations were sent at later intervals, and responses were collected through the middle of April 2006. The combined response rate for all alumni completing the survey was 32%. It is anticipated that these results will be used by colleges and departments as one indicator of the effectiveness of the University's programs and services.

Angela Henderson, Institutional Research Analyst, designed the survey, coordinated the collection of data, and analyzed the results. The report was prepared by Linda Gooden, Research Associate, with the assistance of Tameka Woods, Graduate Assistant.

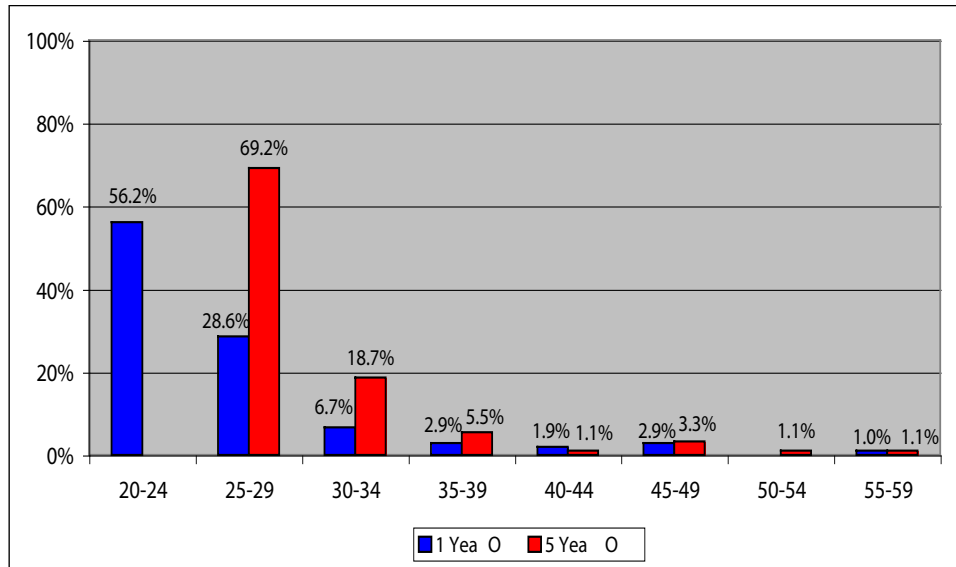
Special appreciation is extended to Karen Johnson in the VSU Alumni Office who furnished the e-mail addresses for this study.



Description of the Responding Alumni
 Number of Respondents: 105 - One-Year Out Respondents
 92 - Five-Years Out Respondents
 (All percentages are based on valid responses. Not all alumni answered every question.)

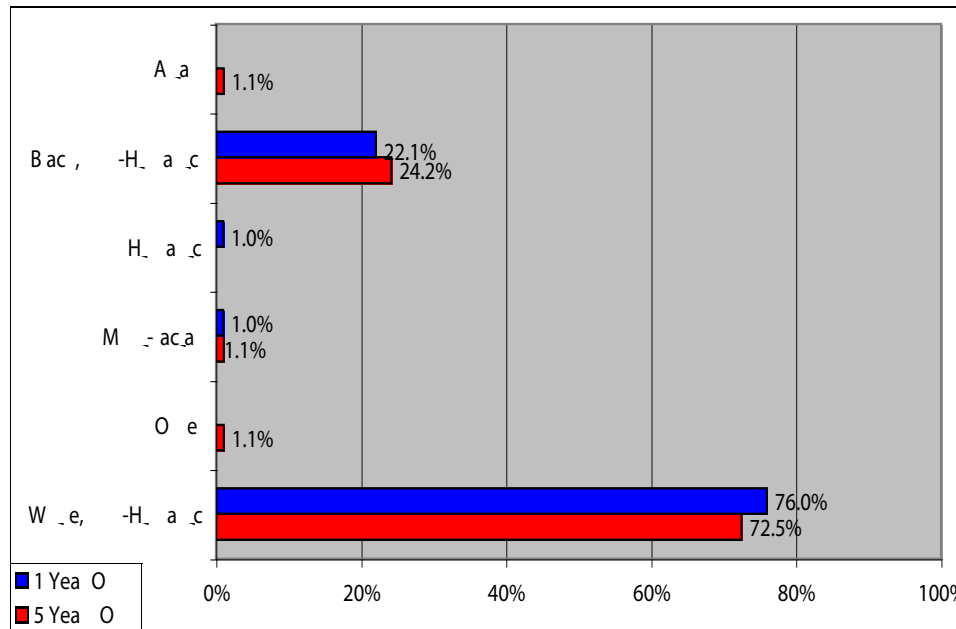
Background Characteristics

Age of Respondents



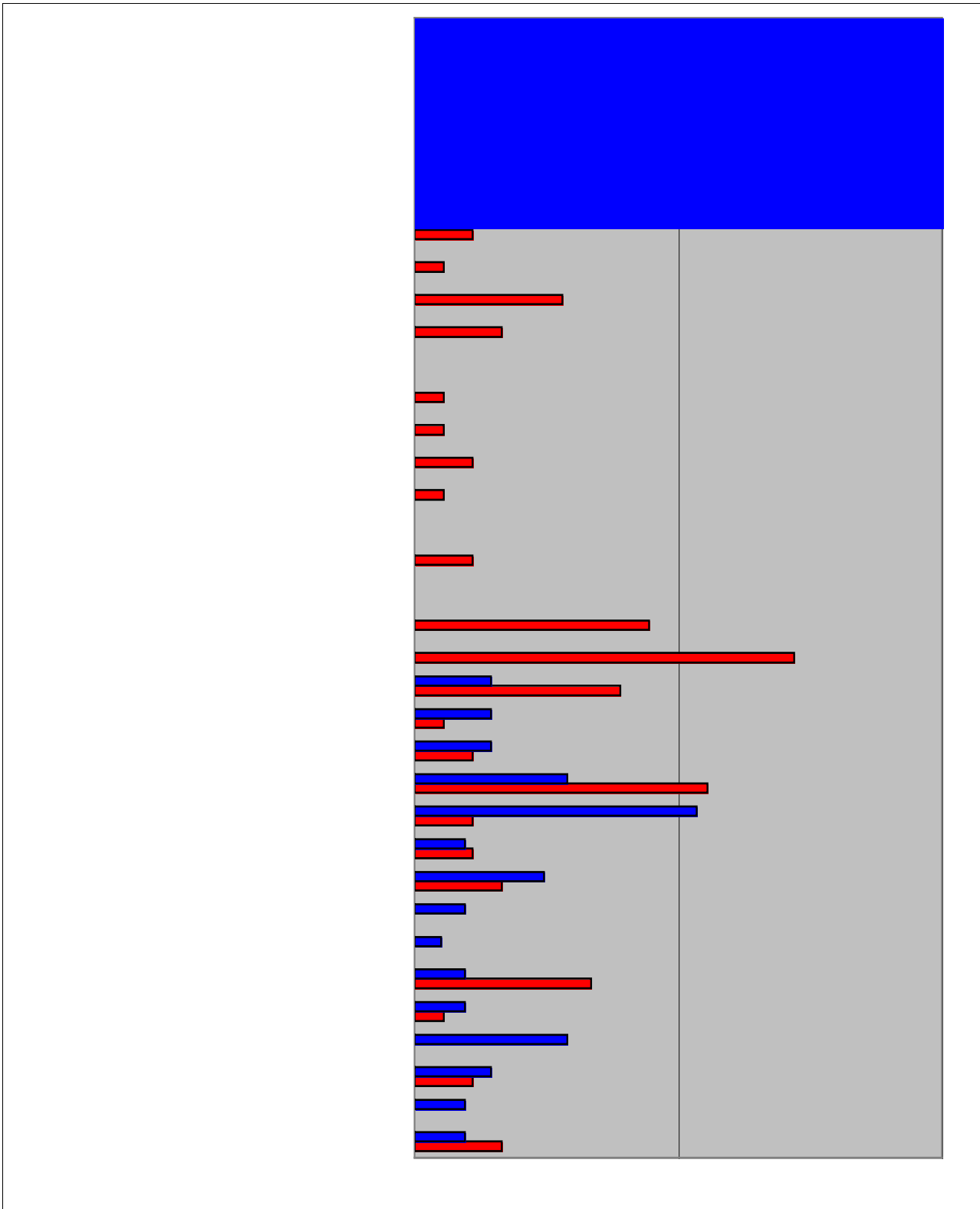
- 89 one-year out and 63 five-years out alumni were between ages 20-29.
- 16 one-year out and 28 five-years out alumni were age 30 or older.

Race/Ethnicity



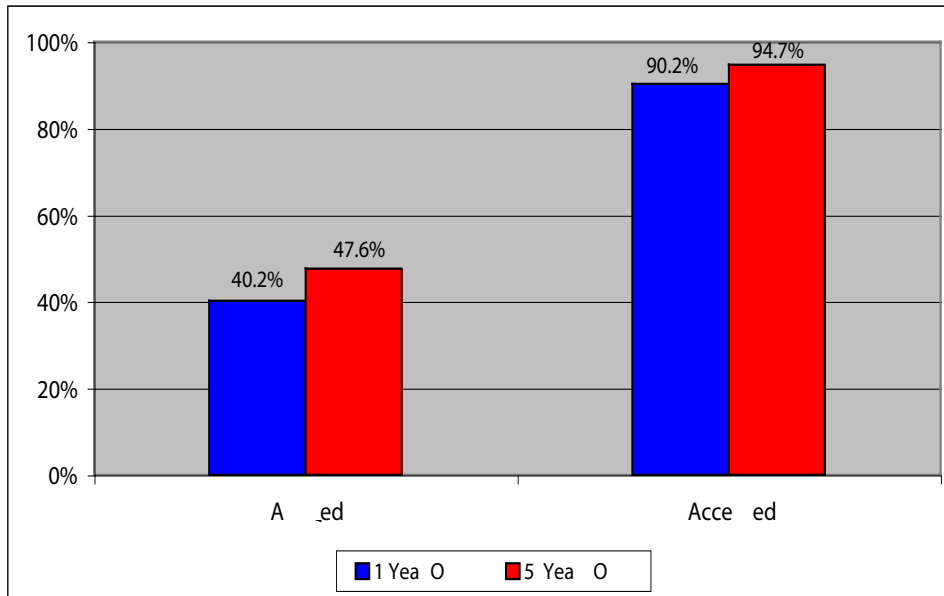
- 23 one-year out and 22 five-years out alumni were Black, non-Hispanic.
- 79 one-year out and 66 five-years out alumni were White, non-Hispanic.
- 2 one-year out and 3 five-years out alumni were Asian, Hispanic, Multi-racial or Other.

Major Field of Study at VSU

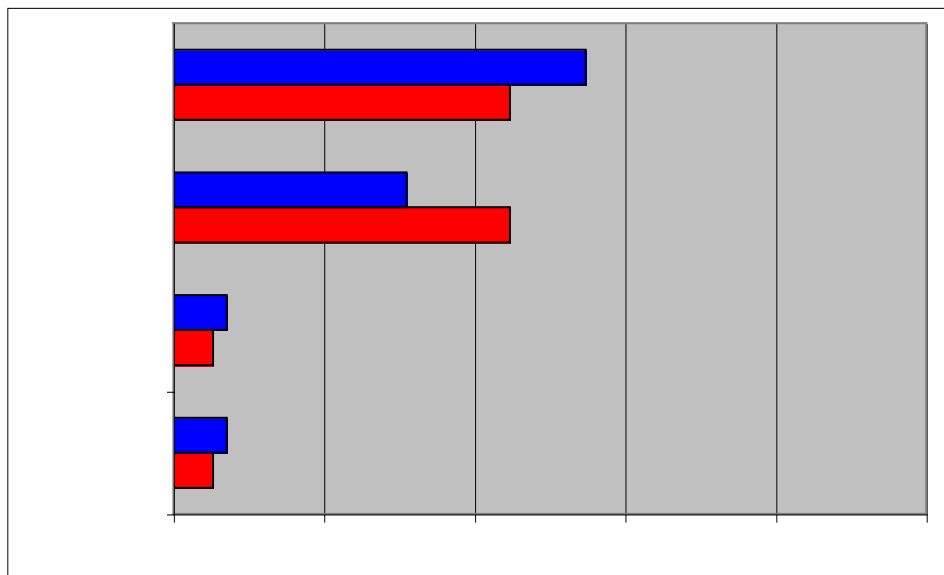


Graduate Studies

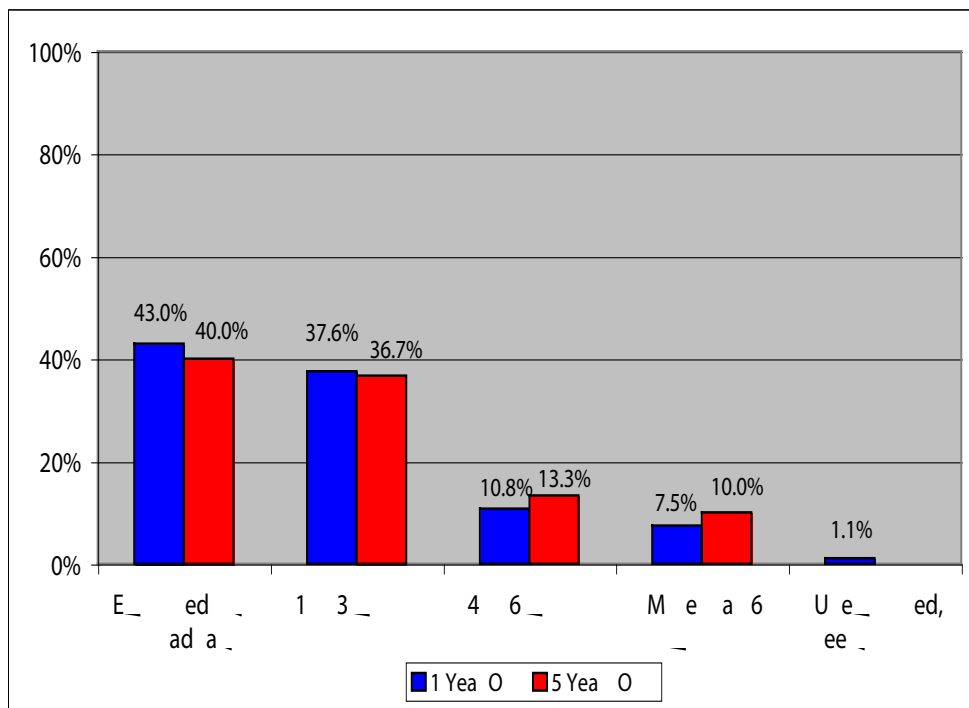
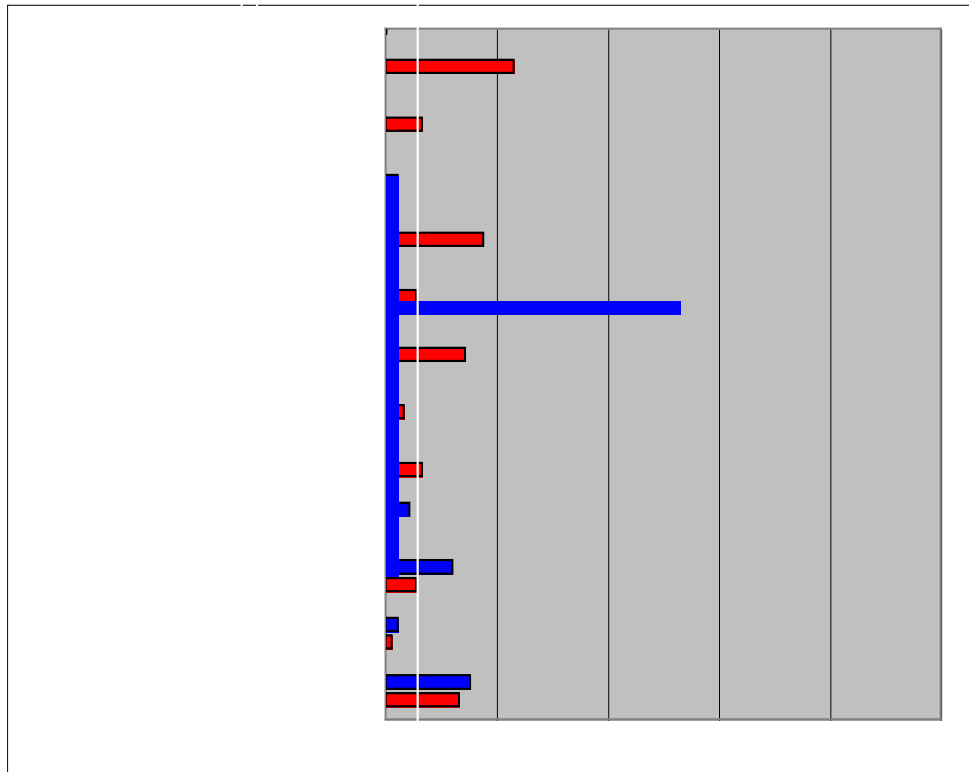
Applied to graduate school and Accepted to graduate school



Were the courses in your major at VSU helpful in gaining admission to graduate or professional school?



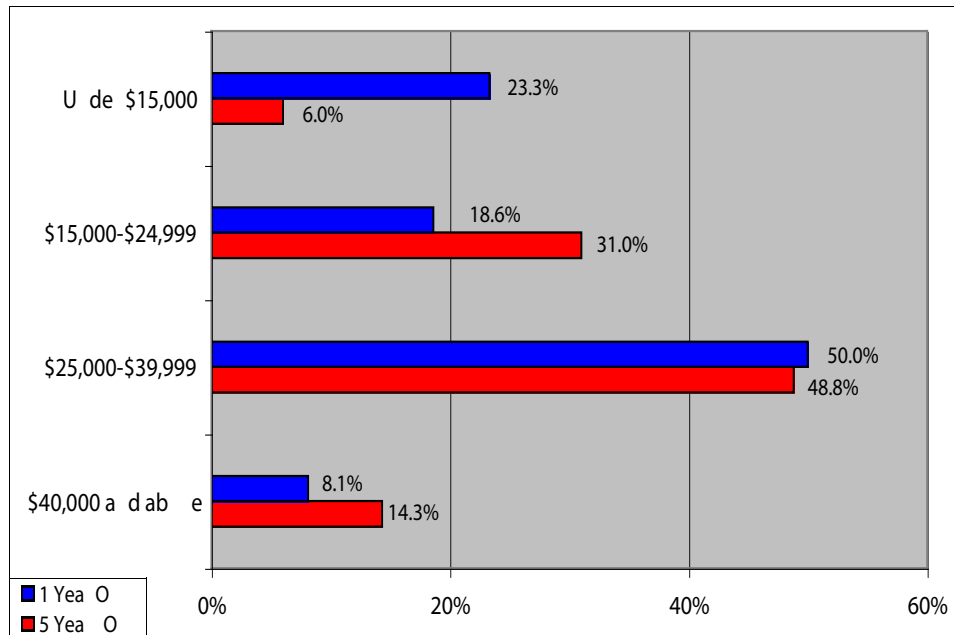
Employment



• 75 one-year out and 69 five-year out alumni obtained their first job three months or less after graduation from VSU.



Annual Salary History



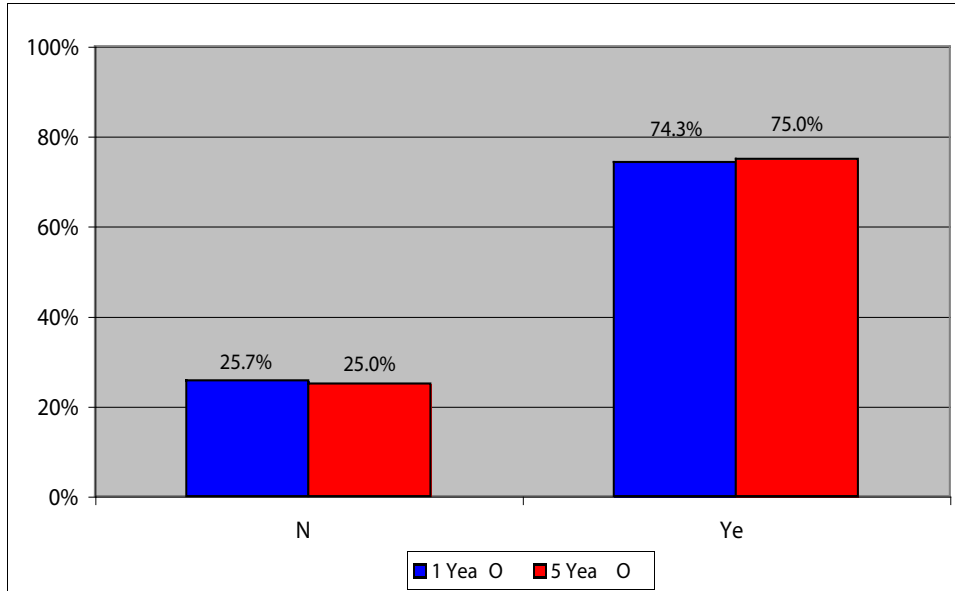
- 43 one-year out and 41 five-years out alumni were earning between \$25,000 and \$39,999 annually at their first job.

If you are currently working, what is your annual salary range?


- 47 one-year out and 30 five-years out alumni are currently earning between \$25,000 and \$39,999 annually.
- 18 one-year out and 49 five-years out alumni are currently earning \$40,000

Alumni Relations

I consider myself a loyal alumnus/na of Valdosta State University.



I would like to be more involved as an alumnus/na of VSU.



Alumni Kaung Academic Experiences in Major Field of Study - 1 year out

	n	Mean	Std. Deviation	Excellent	CC	44	0	6	50d	Tf	11	0	0	11	322	4033	004	050

How would you perceive the quality of education provided by VSU compared with that of

Summary Highlights
VSU Alumni One-Year and Five-Years Out

The three Services/Facilities with the highest quality of service rating were:

One-Year Out (2005)

Five-Years Out (2001)

REF00470045>BC GETJEMC (19TET0 0 0 04 GS0 gs72 72785 mEMC5 ref0 0 0 1 R017TJEMC
